



Past 30-Day Use



KMS (Grades 7/8)

Alcohol
6%

Marijuana/ENDs
1%

MHHS (Grade 12)


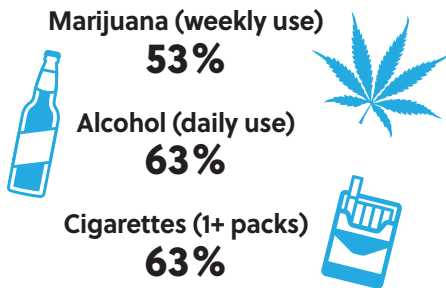
Alcohol
12%

Marijuana
13%

Edibles with THC
8%

Perception of Risk for Harm

The lowest levels of perceived risk for harm for substance use reported by High School students.



Change in Habits

Students in 10th and 11th grades reported higher levels of binge drinking than seniors.

Grade 10
5%

Grade 11
4%

Cigarettes & Vaping

Grade 11



(Highest by grade totals)

Sources of Access

Alcohol

1. At a party with friends
2. At home without parent's consent
3. From friend under 21 (not at party)



Marijuana

1. From friend (not at party)
2. Purchased from friend/acquaintance
3. Purchased by someone for them
4. From someone with medical card



Access & Availability

Students identified three easiest substances to access.



2022-23 Health & Wellness Survey

Disapproval of Peer Use




Kickemuit Middle School

Occasional alcohol **89%** All substances **90%+**

Mt. Hope High School

Binge Drinking **90%+** Cigarettes **93%**
 Prescription Drugs **94%** Other Drugs **95%**

Approval of Peer Use



Mt. Hope High School (Grade 12)

Marijuana (occasional use) **18%**
 Alcohol (occasional use) **12%**
 ENDS/Vaping **9%**

Perceived Peer Disapproval



Kickemuit MS

Alcohol **98%**
 Marijuana (occasional use) **88%**
 ENDS (occasional use) **90%**

Mt. Hope HS

Alcohol (occasional use) **83%**
 Marijuana **60%**
 ENDS (occasional use) **73%**



Covid Impact on Usage

Perceived increase in peer access during Covid.

Alcohol **34%** Marijuana **32%** Edibles/Dabs **29%** ENDS/Vaping **40%**

Reported Level of Honesty in Survey Responses

Health & Wellness survey questions asked students if they answered questions honestly, and if they believed their peers were honest in their responses. Nearly 90% of students responded that they had been honest in their answers, with only 2.2% reporting that they were not honest. Conversely, only about 12% thought their peers had given honest responses, while 32% reported that their peers were not honest, and one-third responded that peers were "mostly honest."

